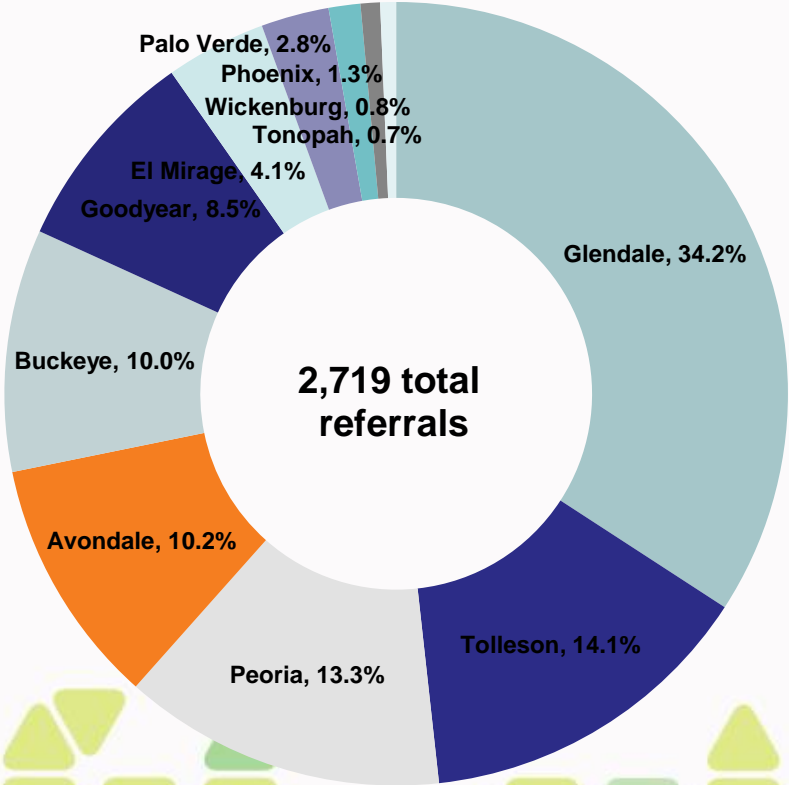




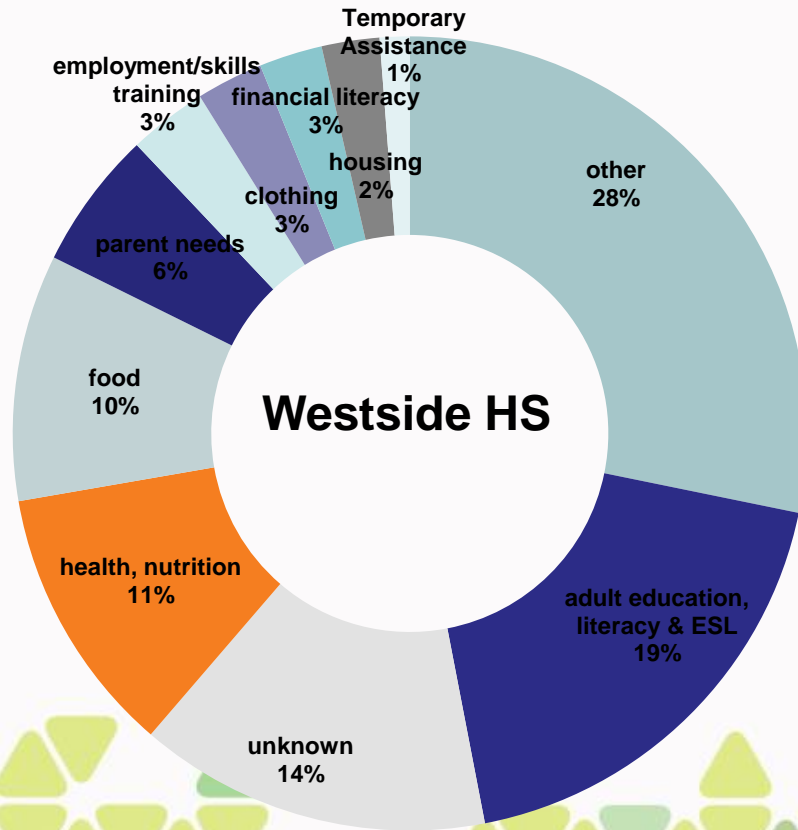
Glendale Area – Referrals & Needs Assessment

Westside Head Start Total Referrals by City



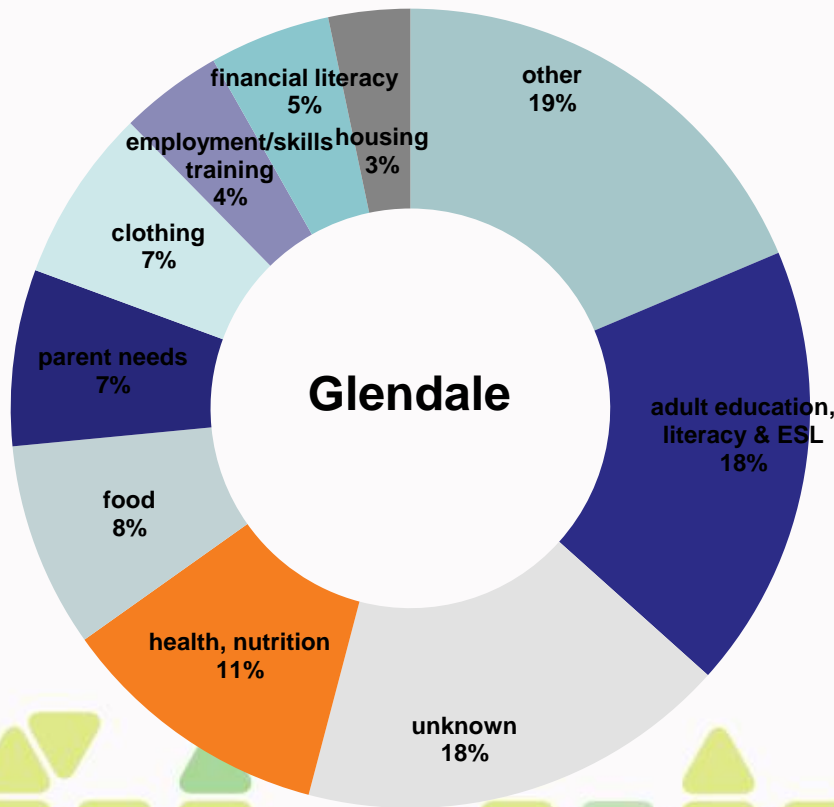
City	# of Referrals
Glendale	939
Tolleson	387
Peoria	366
Avondale	281
Buckeye	275
Goodyear	233
El Mirage	114
Palo Verde	77
Phoenix	36
Wickenburg	22
Tonopah	18

Westside Head Start Type of Referrals



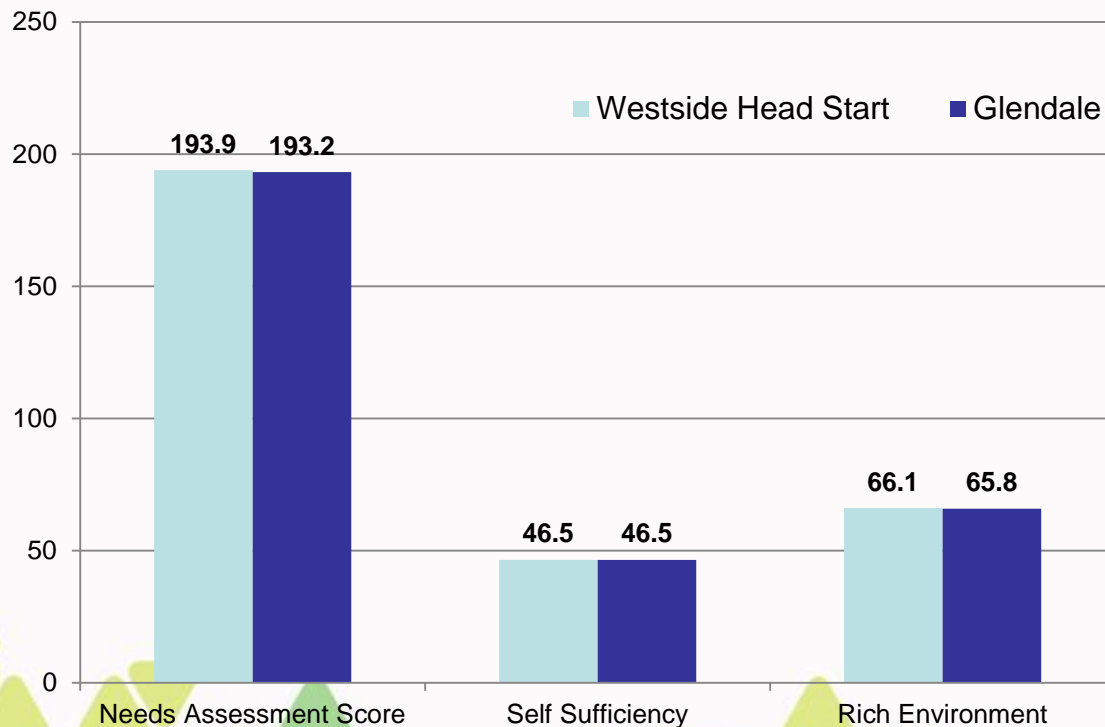
- ▶ The most frequent referrals in Westside Head Start are related to adult education.
 - There were a total of 510 referrals in this field
 - 169 of those (33%) were in the Glendale area
- ▶ 21% of the referrals (571) were related to health, nutrition and/or food.
 - 182 (32%) of those referrals were in Glendale
- ▶ We are still working on classifying more accurately 42% of all referrals.

Type of Referrals - Glendale Area



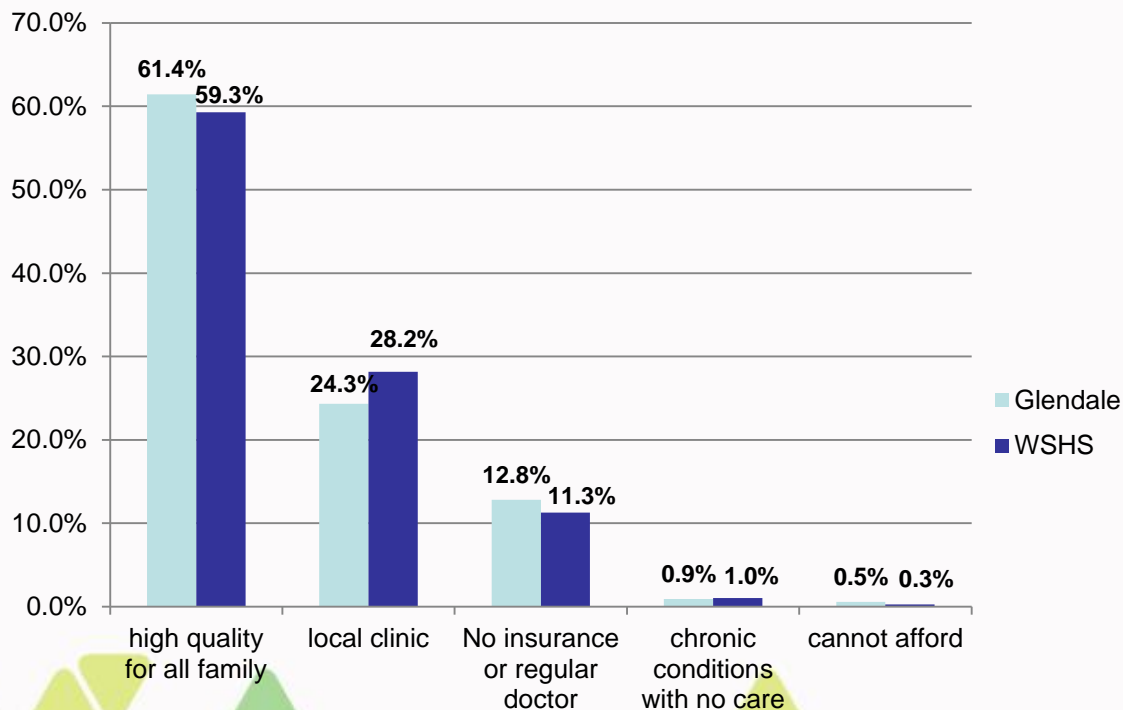
- ▶ There were a total of 939 referrals in the Glendale Area
- ▶ 169 of the referrals in Glendale (18%) were related to adult education/literacy.
 - 39% (66) of these referrals were made to a library in the area
 - 11% of these referrals (19) were made to a GED program in the area.
- ▶ 19% of the referrals in Glendale (182) were related to health nutrition and/or food.
 - 20% of these referrals (36 referrals) were related to dental programs/services
 - 14% (25 referrals) were made to nutrition programs/services.

Needs Assessment Score



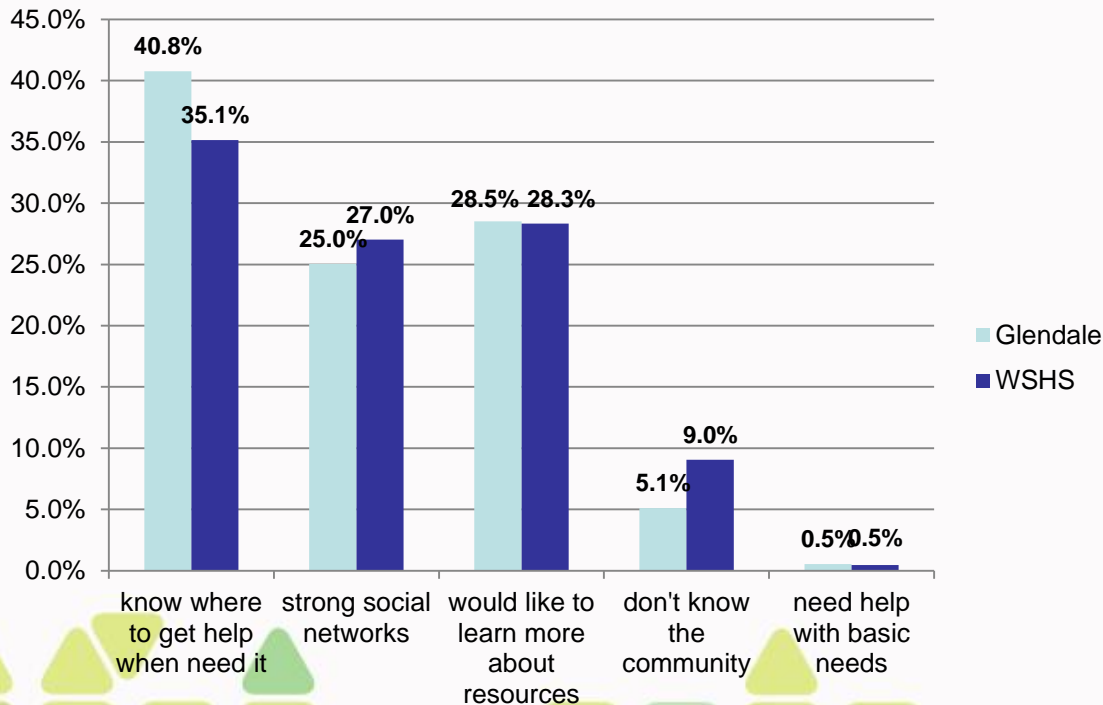
- ▶ Needs assessment scores range from 60-240.
 - High scores indicate lower need
- ▶ The average Glendale score is comparable to the average score in our program.
- ▶ Self sufficiency score range from 12-60.
 - Items such as housing, finances, and employment are self-reported in this section.
 - The Glendale average score is identical to the program average.
- ▶ Rich Environment scores range from 18-90
 - Items such as family activities, literacy and discipline are self-reported in this section.
 - The Glendale average score is highly similar to the program average.

Needs Assessment – Satisfaction with medical care



- ▶ 61% of the Glendale families reported having high quality medical care for all family members compared to 59% of all the families in our program.
- ▶ 13% of the Glendale families in our program (70 families) reported no having insurance and/or a regular doctor compared to 11% of all the families in our program that self-reported the same situation.

Needs Assessment – Satisfaction with community resources



- ▶ 41% of the Glendale families reported having knowledge about community resources when need it, compared to 35% of the families in our program.
- ▶ 29% of the Glendale families in our program would like to learn more about resources in their community, similar to the proportion of families that would like the same in the whole Westside Head Start program.